



DESCRIPTION

System Sensor provides flexibility with a variety of accessories for notification and test purposes. The smoke detector accessories add functionality to the detection system by allowing quick eye level inspections and audible/visual notification options. All **System Sensor** accessories are UL listed.

APA151

The **APA151** piezo annunciator provides an audible alarm signal and LED for alarm and status indication. The unit is designed for applications without a system control panel to comply with NFPA 90 A.

MHR/MHW

The **MHR** and **MHW** mini horns feature temporal or continuous tones at high or low volume settings. Designed for small or tight areas, the unit mounts to a single gang back box.

RA100Z

The **RA100Z** remote annunciators are designed for both conventional and intelligent applications. A red LED provides visual indication of an alarm condition.

RTS151/RTS151KEY

The **RTS151** and **RTS151KEY** remote test stations are automatic fire detector accessories designed to test duct smoke detectors from a convenient location. The **RTS151** features a multi-colored LED that alternates between steady green and red for four-wire detectors and illuminates red to indicate alarm when used with two-wire detectors.


RTS2/RTS2-AOS

The **RTS2** and **RTS2-AOS** multi-signaling accessories are designed to work with four-wire conventional smoke detectors. The units feature a key switch that can be used to select one of two connected sensors to be tested, reset, or both by a push button switch.

SPECIFICATIONS	
Supply Voltage	24 VDC
Alarm Auditory Levels [Db]	85 db @ 10' (3.0m)
Dimensions	
Single-gang	2.8"W x 4.5"H (6.9 x 11.4 cm)
Double-gang	4.5"W x 4.5"H (11.4 x 11.4 cm)
Approvals	UL File #S4011 & #S2522, CSFM
Warranty	1 year



RELAY			
Model	Standby mA	Trouble mA	Alarm mA
RA100Z	0 mA	-	10 mA maximum
APA151	12.5 mA maximum	-	30 mA maximum
RTS151	12 mA maximum	-	7.5 mA maximum
RTS151KEY	12 mA maximum	-	7.5 mA maximum
RTS2	8 mA	16 mA	40 mA maximum
MHR/MHW	0 mA	-	30 mA maximum
AOS	0 mA	-	25 mA maximum

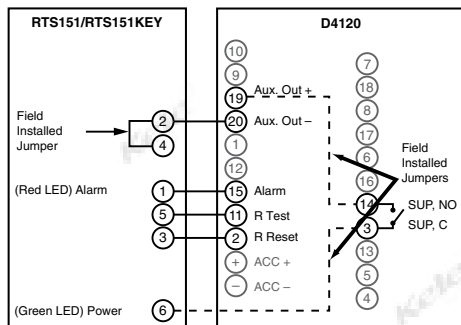


GAS & SPECIALTY SENSORS

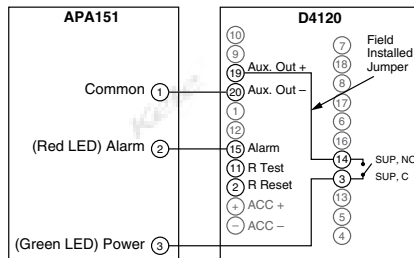
D4120 ACCESSORIES

D4120 SERIES REMOTE ACCESSORIES

WIRING



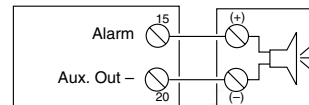
For RTS151KEY Only Without a Control Panel



NOTE: Wiring diagram shown is for D4120 4-wire duct smoke detector system equipped without a control panel.

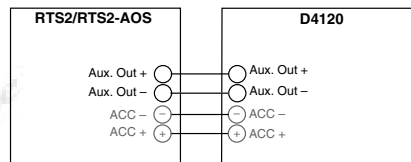
NOTE: A trouble condition is indicated when the green LED is not illuminated.

D4120 to APA151



D4120 Duct Detector MHR/MHW Audible Alert

D4120 to MHR/MHW



D4120 to RTS2/RTS2-AOS

ORDERING INFORMATION

MODEL	DESCRIPTION
AOS	Mini-alert add-on strobe, clear
MHW	Mini Horn, White
RA100Z	Remote annunciator, red alarm LED
RTS151	Magnetic remote test station, red alarm LED
RTS151KEY	Key-activated remote test/reset station with bi-color (green/red) power/alarm LED
RTS2	Key-activated remote test/reset station with sounder and power, trouble, and alarm LEDs
APA151	Remote annunciator with piezo alarm
MHR	Mini Horn, Red